

NRA Gun Safety Rules

Three Fundamental NRA Rules for Safe Gun Handling

What is the first rule of safe gun handling?

- *Always* keep the gun pointed in a safe direction.

The gun is pointed so that even if it were to go off, it would not cause injury.

- *Always* keep your finger off the trigger until ready to shoot.

The finger(s) should rest alongside the gun, i.e., on the frame, receiver, or trigger guard.

- *Always* keep the gun unloaded until ready to use.

(Emphasize that safeties can fail. Safe gun handling rules should be followed all the time!)



WELCOME to Schultz Resort Rod and Gun Club!

Known informally as Schultz's (or Schultz's Gun Club), we have been part of the Milwaukee area for over 65 years. This booklet is designed to provide basic information about the club, to help you get the most out of your membership. Please take a few minutes to read it through. If you have any questions, contact one of the officers or a member of the board of directors.

Help is always needed in a volunteer organization. Consider getting involved in those activities that interest you most. To help in that regard, the name of the person responsible for each activity is included. Get in contact and offer a hand—it's a great way to learn new skills or to share what you already know for the benefit of others. No prior knowledge is required, however; there's always something to do that matches your level of experience.

Schultz Resort Rod and Gun Club
W146S8025 Schultz Lane, Muskego

www.schultzgunclub.com
schultzgunclub@gmail.com

Active Range and Cease Fire Indicators

Active Range (Red flag) - Anytime the pistol bays or 100 yard range are being utilized for live fire, the red flag at the 100 yard range must be raised. This will serve as an indicator to anyone arriving at the range that live firing may commence at any time and to take additional safety precautions when approaching or using the range. These precautions include the mandatory donning of eye and ear protection. The flag should only be lowered when there is no one else using the range facility.

Cease Fire (flashing red lights and audible indicators) - Any time a cease fire is to be called upon the firing line the Cease Fire indicators will be activated. An audible tone will sound and red flashing lights will indicate a cease fire is beginning. Immediately upon hearing the audible tone you must do the following.

- **Keep the muzzle of your firearm pointing downrange at all times**
- **Unload your firearm**
- **Visually and physically check that the firearm is unloaded and that the chamber is empty**
- **Lock the action open**
- **Place your firearm on the bench muzzle downrange or case your firearm while pointing the muzzle downrange.**
- **Assist with ensuring all others have done the same.**
- **Do not handle your firearm again until the cease fire is over.**

The cease fire indicators will remain on until the person acting as the range officer has determined that all persons have left downrange areas and it is safe to being shooting.

The Cease Fire indicator does not apply to open shooting in Bay 3 (pistol bay). This bay operates independently of the 100 yard range. The Active Range (Red Flag) must still be used.

*Note: This to be implemented in 2012

The Club

A brief history

Schultz Resort Rod and Gun Club was founded in 1937. Howard Schultz, a life-long lover of the shooting sports, wanted a place where sportsmen could gather. Much has changed since six charter members formed the club but one thing has remained according to Howard's wishes: his will specified that the grounds could only be used for a gun club.

A more in-depth description of the beginnings and history of Schultz's can be found in a newspaper article posted in the clubhouse by the door leading to the trap range.

Mission Statement

We are like-minded people working to promote participation in the shooting sports through quality education, competition and family activities.

Our affiliations

As a club, we are affiliated with the following organizations:

National Rifle Association (NRA)

United States Practical Shooting Association (USPSA)

International Handgun Metallic Silhouette Association (IHMSA)

WI-Force—formally Wisconsin Rifle and Pistol Association (WRPA)

Individual membership in any of these organizations is encouraged if the group aligns with your interests.

Membership

A one-year (12 month) membership (Jan—Dec) can be initiated at any time during the year, but is renewed annually by the end of the January membership meeting.

Renewal Annual Dues and payment for any un-worked hours are due on December 31 of each year. A late fee of \$15.00 will be assessed for renewals after January 16th and before the end of the February business meeting. Renewals after the February Meeting require payment of the Initiation Fee unless waived for good cause (such as being incapacitated by illness) by the President.

Requirements

Membership is open to any citizen of the United States, 21 years of age or older, who is of suitable character. Membership is considered a family membership which includes spouse/significant other and children under the age of 21.

Responsibilities

During the year, members are expected to contribute at least fifteen (15) hours of service. The person responsible for the service, records the amount of service time on your membership card.

Upon renewal of membership, credit is given for each hour of service, up to fifteen, at the rate of \$10.00 per hour.

(i.e., a person with no service will pay \$150 more in renewal dues than a person with at least fifteen hours of service.)

Service events are announced at membership meetings and service opportunities are available monthly.

a maximum of five work hours may be satisfied by monthly meeting attendance [one hour credit for each meeting, regardless of length].

Facilities

Schultz's is located on Big Muskego Lake. It is a private range for the use of members and invited guests. Range areas are for shooting and may not be used for any other purpose without prior approval. Hunting is prohibited at the facility unless approved in advance by the Board of Directors.

Grounds

The grounds are available for use for non-shooting purposes from dawn until dusk. Membership provides use of the grounds and facilities in accordance with rules and guidelines established by the board and membership. The grounds and facilities are intended for the use of members and invited guests only, but may from time to time be rented to outside groups by approval of the Board of Directors or the membership.

Clubhouse

The clubhouse is open Tuesdays 6:00-9:00 PM (mid-May through mid-September) The clubhouse includes a bar that sells beer, non-alcoholic beverages, and light snacks.

Trap Range

The trap range is only open during clubhouse hours please see calendar for dates and times. There is a fee for shooting.

Rifle/Pistol Range

The rifle/pistol range may be open 7 days a week, from 10 AM until dusk,(actual times available of our website & on the range bulletin board) subject to range rules (p. 10).

Schultz Resort Rod & Gun Club

Guest Fee Envelope

Envelope # _____

I am an adult, not legally prohibited from owning, possessing or using firearms or archery equipment. I am aware of the inherent hazards involved with the use of firearms and archery equipment, and of the basic safety rules for use of firearms and archery equipment. **If I am signing for a minor, I am an adult parent, relative, or legal guardian of that minor.** In consideration of being allowed use of the premises and facilities of the Schultz Resort Rod and Gun Club, Inc. (hereinafter, SRRGC), I assume all risks of loss or damage to person or property, whether to myself, to others, or to those in my charge, whether foreseen or unforeseen, arising out of my attendance at SRRGC. I agree that I, my heirs, or others claiming through me, will not make claim against or sue SRRGC, its members, officers, or any affiliated organizations, for injury or damage, caused by negligence or otherwise, arising out of my attendance at SRRGC. Further, I release and discharge SRRGC, its members, officers, and any affiliated organizations, from all claims or causes of action I, my heirs, or others claiming through me, may have, now or hereafter, for injury or damage, arising from my attendance or participation in activities at SRRGC. **PARENTS sign for minors - print minors name.**

Date: _____ Member that brought you _____


Signature: _____ Print Name _____

Signature: _____ Print Name _____

Minor Name: _____ Minor Name: _____

Improper Target Placement

- Carrier past edge of berm



- Targets not completely within edges of carrier

Rounds on this target do not strike berm!

Administrative Rules:

Every member must sign up at the range box before shooting and must sign in any invited guests.

Members must display a club id card. Members may host guests as outlined in the membership rules. All guests must sign a waiver and pay the current guest fee of \$10.00.

Unhosted non-members are welcome during "open" shooting times as approved by the membership. There is a \$10/hr fee for shooting as a non-member.

Police targets and brass when done shooting. Labeled containers are provided.

We also require that no one shoots alone, another adult must be present. This is for everyone's safety.

Conduct yourself in a pleasant manner. Leave this place a little cleaner than when you arrived. This is one of only a few ranges left in our area. Let's all help keep this a neat, clean, and safe place for family enjoyment.

Activities

Membership meetings

Membership meetings begin at 7:00 PM, on the first Monday of each month. The exception is a holiday weekend (e.g., Labor Day). In such cases, the meeting is moved to the second Monday of that month. Membership meetings are held in the clubhouse unless otherwise announced.

Board of Director Meetings

Board meetings are held at least quarterly. Non-board members may speak at the meeting only by invitation. Contact any officer or board member if you wish to get on the agenda.

Officers/Directors

Nominations for officers of the club take place at the November and December membership meetings. Elections are held at the December meeting. Office is for one year, without limitation to length of service.

A list of the current year's officers and board is available on our website.

Shooting

There are a number of sanctioned shooting activities held throughout the year. The exact dates and times will be announced at monthly membership meetings and may also be posted in a flyer in the club house or communicated via newsletters, the web site, e-mail, or other means. You are encouraged to participate as a competitor and/or by rendering assistance in helping to host the event.

Bowling pin shoots

What: This is a popular and fun activity. Bowling pins are set up in standard formation and shooters shoot them down. Time required to knock down all pins is recorded—the fastest time wins. Divided into different classes: 22 caliber pistol; medium/large caliber pistol (stock and modified); and shotgun.

When: Once a month look at calendar for dates

Want to help? Set up at 9:00 AM: set up shooting stations.

Timers: time each shooter, set up pins.

Contact: Bowling Pin Chairperson

Hunting season sight-in

What: The range is opened to the public to allow sighting in of rifles prior to deer season.

When: November of each year, Saturday and Sunday. (Check Schedule on website)

Want to help? Man the registration table, collect fees.

Contact: Sight-In Chairperson

USPSA shoots

What: For information about the USPSA shooting format, *visit www.uspsa.org* and click on Unofficial USPSA FAQ. The club is USPSA affiliated. We shoot 5-6 stages every month; one classifier stage every month gets sent to USPSA. Check Schedule on website for all events.

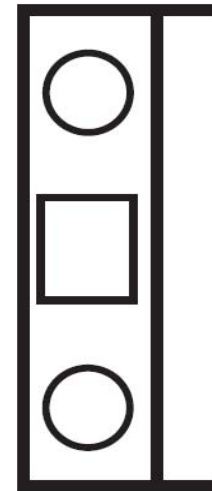
When: The second Sunday of every month, March-October. Sign up at 9:00 AM, shooting starts at 10:00 AM.

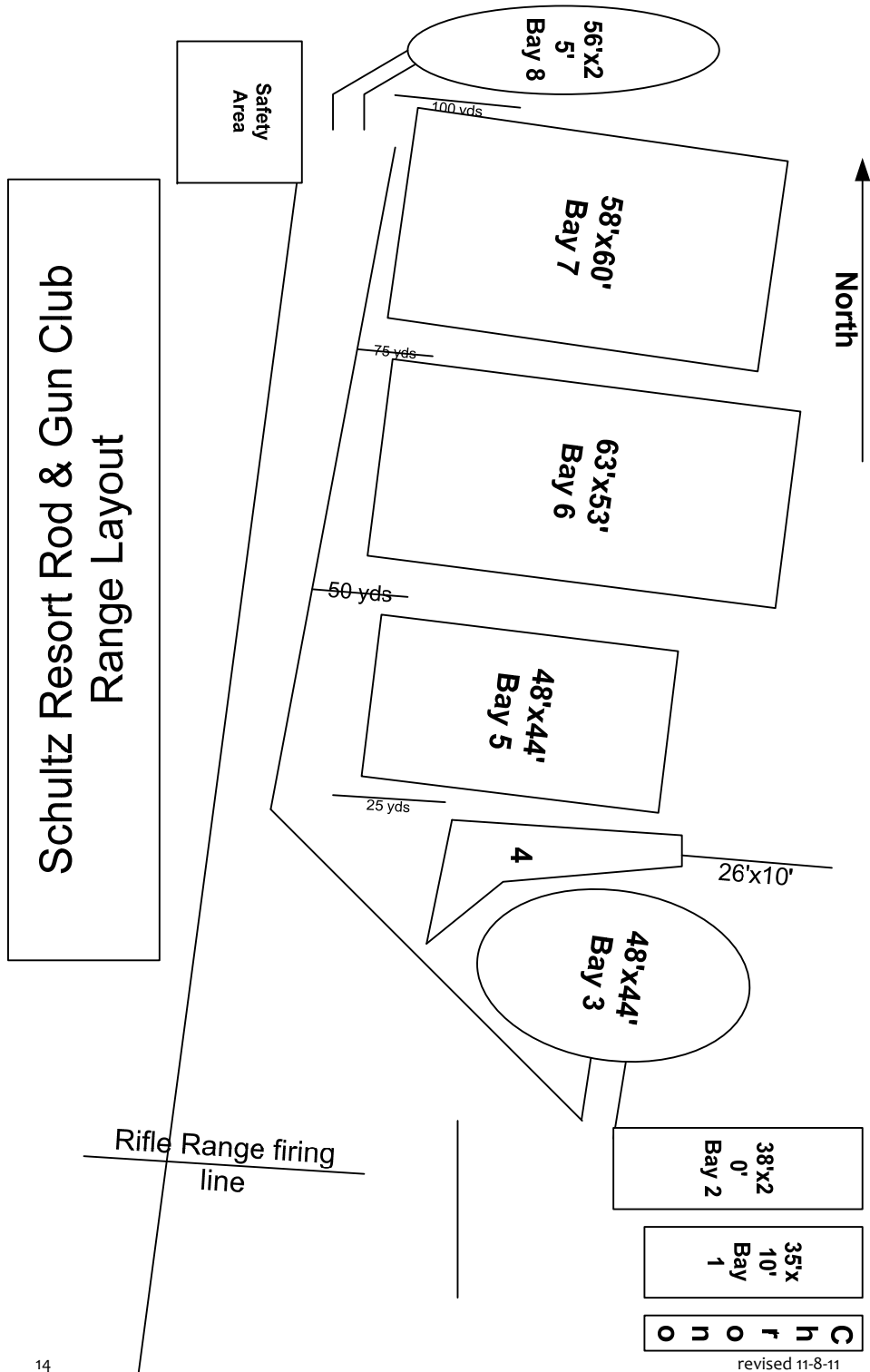
Want to help? Setup, Saturday 8:00 AM–10:00 AM (*call ahead*), and Sundays 8:00 AM. Also help is needed tearing down Sunday after the match, usually between 1:00–2:00.

Contact: Tom Mainus, twmainus@wi.rr.com—262-895-7716

Proper Target Placement

- All targets within edges of carrier
- Carrier inside berm edge





Silhouette matches

What: Shoot steel chicken, pig, turkey and ram silhouettes at ranges of 25, 50, 75, and 100 yds.

When: Check Schedule

Want to help? Setup (9:00 AM) and teardown (3:00 PM).

Contact: Silhouette Chairperson

Trap

What: Shoot or help with range operations.

When: Check Schedule.

Want to help? Collecting fees, stocking trap houses, clean-up.

Contact: Trap Chairperson

Archery

What: Shoot or help with range operations.

When: Check Schedule.

Want to help? Collecting fees, scoring,

Contact: Archery Chairperson

Rifle range management

What: Help maintain rifle range, equipment, shooting, targets, and grounds.

When: As needed and according to your convenience.

Want to help? Do grounds and carpenter work.

Contact: Dave Schact, 414-422-0542

Shooter education opportunities/programs

Wisconsin DNR hunter-safety course

What: Schultz's sponsors Hunter-Safety classes each year. Instructors are all members of Schultz's. Classroom instruction is held at Schultz's or via the internet with the field portion being held on club grounds.

When: In the fall (Sept.-Oct.) winter/spring (Feb./March) and summer (June/Jul)

Want to help? Help is needed in the field portion of the class. (*Classroom instructors must fulfill DNR requirements.*)

Contact:

Shooter education programs

The club does not have regularly scheduled shooter education programs. However, some members hold instructor certification in various areas and can be contacted individually. Ask around, post a message on a bulletin board, or ask a club officer if an announcement would be appropriate at a membership meeting.

Community outreach

The club annually supports area charities and conservation activities, including the Muskego Lion's Club "Breakfast with Santa." and the Waukesha Co. Conservation Alliance.

NRA Home Firearms Classes

The club has certified NRA instructors to teach NRA Home Firearms & Basic Pistol classes. Meets the training requirements set by Department of Justice (State of WI) to obtain a concealed carry permit.

Shooting Ranges

Schultz's is only as safe as its *least* safe shooter. Each member must be always mindful of safe firearms handling and make sure others do the same. Unsafe conditions or handling that cannot be corrected on the spot should be reported to a club officer or board member. We also require that no one shoots alone, another adult must be present. This is for everyone's safety.

Rifle/Pistol range rules are listed on page 10.

Trap range rules are listed on page 11.

Pistol Bay Rules

The pistol bay can be used independently of the rest of the range

All standard range rules apply

Members must be approved by the board to shoot in this bay, a sticker will be provided for your name badge once approved.

The first person to arrive sets the shooting distance and rules

Post targets as close to the wall as possible

Handguns and rifles of a handgun caliber (45, 44, 357 etc.) or rim fire shooting only

If any props are set up for a upcoming match, this bay is closed

Emergency names and numbers

For police, fire, or ambulance, dial 911.

The nearest phone is just to the east, the Hunter's Nest, or one of the area private residences.

Tell the dispatcher: "...I need ____ at Schultz Resort Rod and Gun Club, W146S8025 Schultz Lane, Muskego."
($\frac{7}{10}$ th mile south of Woods Rd, off of Durham)

Any time emergency services are contacted, inform at least one of the following club officers as soon as possible:

Len Pilak 414-422-0915

Larry Schneider 414-570-9702

Tom Mainus 262-895-7716

Or any other officer

Archery Range Rules

Firearms and air guns are prohibited on the archery range.

Range hours are sunup 'til sundown, 7 days a week, except during trap shooting activities.

Guests are welcome any time when accompanied by a member. There is a guest fee (\$10.00).

You may pay by placing the fee in a preprinted envelope available in the range box. No person may be a guest more than three times in a year. You may host no more than two non-members at any one time.

Shoot only at the target, never shoot in the air or in any direction where you might destroy property or endanger life.

Shoot only from designated shooting locations.

No arrow is to be nocked while anyone is down range.

No arrow is to be nocked while bow is pointed in any direction except down range and on the shooting line.

Archers may not be "over bowed."

When retrieving arrows or searching for lost arrows, leave your bow in front of the target stand, or have someone stand in front of the target, to alert other archers to your presence.

Arrows shall have target points or field tips. No broad head tips of any design may be used.

Do not use someone else's arrows and *never shoot broken arrows*; it is very dangerous and may cause injury to yourself and/or others.

Never use alcohol or drugs that impair your judgment before or while shooting. No alcoholic beverages are allowed on the archery range.

All range users and shooters are personally responsible for range safety and safe shooting and are responsible to immediately correct or report unsafe conditions.

RANGE SAFETY RULES

NRA Gun Safety Rules

Three Fundamental NRA Rules for Safe Gun Handling

What is the first rule of safe gun handling?

- *Always* keep the gun pointed in a safe direction.
The gun is pointed so that even if it were to go off, it would not cause injury.
- *Always* keep your finger off the trigger until ready to shoot.
The finger(s) should rest alongside the gun, i.e., on the frame, receiver, or trigger guard.
- *Always* keep the gun unloaded until ready to use.
(Emphasize that safeties can fail. Safe gun handling rules should be followed all the time!)

Rules for Safe Use

- Know your target and what is beyond.
The shooter must be sure that projectiles will safely impact into the backstop.
- Be sure the gun is safe to operate.
- Know how to use the gun safely. Shooters need to know how the gun operates, its basic parts, how to safely open and close the action, and how to remove ammunition.
- Use only the correct ammunition for your gun. Only ammunition designed for a particular gun can be safely fired in that gun. Shooters should ensure that the caliber marked on the barrel, ammo box, and cartridge case match. This is especially true for antique firearms.
- Wear eye and ear protection as appropriate.
Guns are loud and the noise can cause hearing damage. Guns can also emit debris, hot gas, and cartridge cases that could cause eye injuries. Users of air gun ranges, including spectators, need eye protection to prevent injuries from ricochets.
- Never use alcohol or drugs before or while shooting.
Examples include prescription and non-prescription drugs, e.g., cold medicines that may cause drowsiness, nervousness, balance problems, etc. Anyone taking any medication or substance that may impair normal mental or physical bodily functions is not allowed on the range.
- During a cease fire –no one behind the shooting line will handle in any way their firearm while persons are down range.

Rifle/Pistol Range Rules

The following range rules apply to open/recreational shooting. Other scheduled activities may have additional rules. Prior to participating in any activity for the first time, shooters should be sure they understand the rules for that event. Please note that if the power is out the range is closed.

Safety Rules: NO SHOOTING AT STAGE PROPS

Guns must be transported to and from the firing line in a cased condition. No gun is allowed to leave the firing line uncased. Guns may only be cased and uncased on the firing line, muzzle pointed downrange.

Eye and ear protection are mandatory.

Range hours are 10:00 AM 'til dusk, (refer to website or range bulletin board for actual time) excepting other scheduled activities.

When on-duty, the Range Safety Officer is responsible for range activities and her/his directives must be followed at all times.

Rifles and pistols of up to .50 caliber are permitted. Black powder rifles/pistols up to .72 caliber are permitted. Shotguns may fire slugs only.

Full automatic firearms are prohibited. Tracer and armor piercing rounds are prohibited.

All shooting must originate from the firing line. All shooters must use the benches as the firing line.

The range is for paper targets only. NO bottles, cans, bowling pins, milk jugs, metal plates, etc., are allowed except club sponsored events.

No posting of targets on the backstop supports or on/in front of wooden supports.

Actions must be open during a cease fire.

You may not handle your firearm or make any adjustments to it until the cease-fire is over.

Never use alcohol or drugs that impair your judgment before or while shooting.

No alcoholic beverages are allowed on the range.

No dogs allowed on the range. City of Muskego Ordinances apply

Pistol bays are closed for use except for matches. See map on Page 14

Trap Range Rules

The trap range is only open during clubhouse hours: Tuesdays 6:00–9:00 PM (*mid-May through mid-September*). Trap shooting is open to the public.

You may not use the range other than the posted times (*e.g.*, use of a hand thrower is not permitted). The only exception is use of the steel frame for purposes of patterning a member's shotgun, which may be done anytime the range is not in use 10 AM-dusk. (*Deer slugs are fired only on the rifle range; shot shells are fired only on the trap range.*)

The Trap Puller is responsible for range activities and her/his directives must be followed at all times.

Eye and ear protection are required.

Only one loaded gun on the range at a time.

Turn off cell phones while on the range. You may be asked to leave the range if you violate this rule.

Shooters and work team members only on the shooting field.

Keep gun pointed in a safe direction.

Do not close action of your gun until shooter ahead of you has fired.

Never load gun before changing stations.

Be courteous on the firing line.

Remain at your station until the last shooter has fired.

When cone is on top of house, **all** guns **must** be unloaded with actions open.

If your gun malfunctions, **keep it pointed down range.**

Never use alcohol or drugs that impair your judgment before or while shooting.

Uncase gun at car and action must be open (THIS ONLY APPLIES TO TRAP)